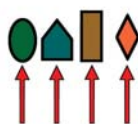
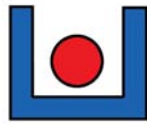
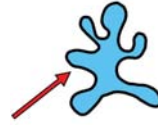
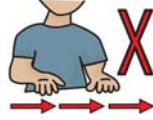


1



Which one in each group does not belong



with the others? Why doesn't it belong?



apple



pumpkin



cherry



strawberry



asparagus



cucumber



beet



pickle



potato



raspberry



onion



beans



squash



grapefruit



lemon



kiwi