


Easter


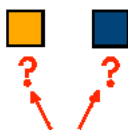


It is almost Easter.

I



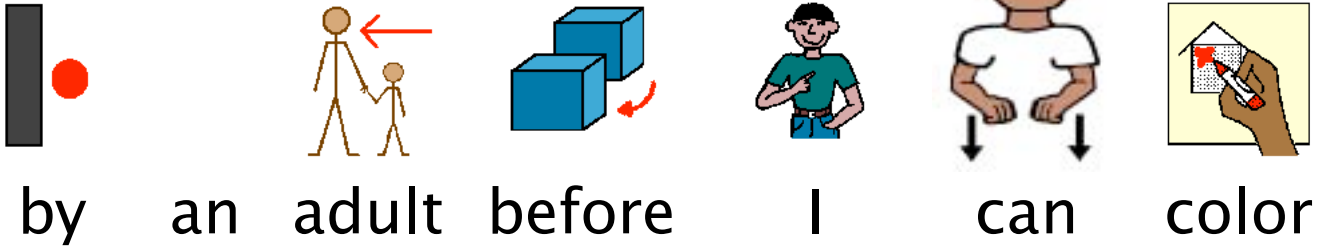
get to color Easter eggs with my



class or my family.



The eggs need to be boiled



by an adult before I can color



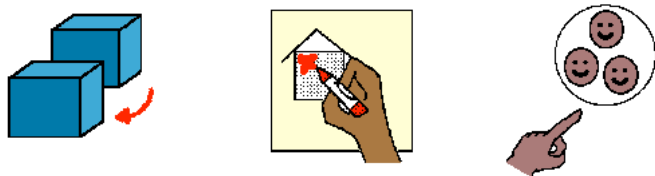
them. I will be careful around the



hot stove and the boiling water.



I will wait for the eggs to cool



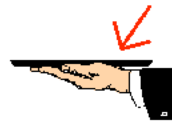
before coloring them.





The eggs will be white. The



eggs might be bumpy. That is OK.



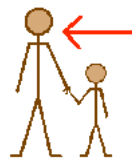
The eggs might be smooth. That is



OK. They might feel cold. They



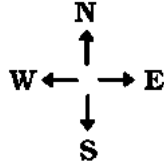

might feel warm.



An adult will help me make



the dye for the eggs. I will try



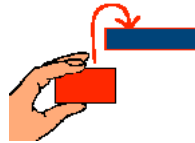
to follow the directions. I will be



careful to keep the dye in the



bowls.

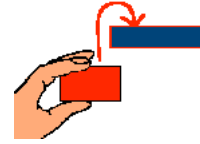
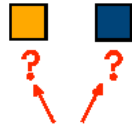


I will put an egg in

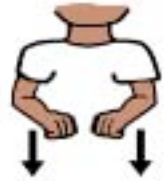
1



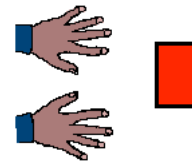
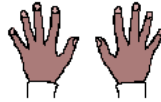

one color at a time. I can



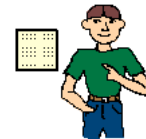

use a spoon or a hook to put



the egg in the dye. I can



also use my hands. If I get




dye on my fingers, my fingers



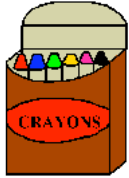
will change colors. That is OK. The



dye will wash off.



When the egg has changed



colors, I will take it out



of the dye and let it dry. If



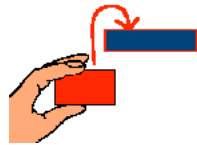
I get dye on the table, I



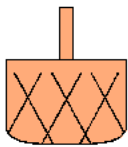
will wash it off.



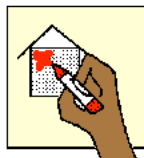
When all the eggs are dry



I will put them in an Easter



basket. I will feel happy that



I colored Easter eggs.