




Family



Fire



Exit Plan



First,



get



out

of the



house

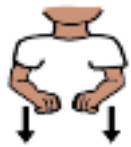


as quickly

as



you



can.

If



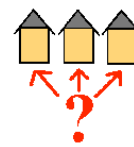
you

are




in

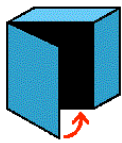
a room



where the



door



is closed,



feel

if



it

is warm.

If



it

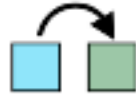
is warm,



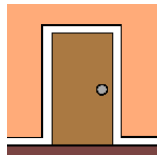
go



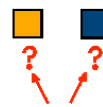
out



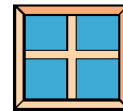
another



door



or



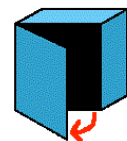
window.

If it



is cool,

slowly



open



it.


If there is smoke,










crawl













on



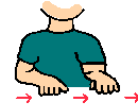
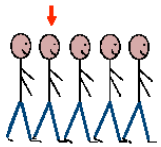
the floor.

    &   
Go quickly to the outside door and get out.

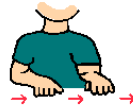

    
Leave all of your things behind.

    
Second, go to the family meeting place:

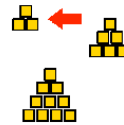
   
Third, ask a neighbor to call 911.



Fourth, wait for the firefighters to come. Do what



the firefighter says to do.



200_

Practice your fire drill at least once a year



&



so you and your family are safe!