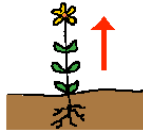


Draw a line from the fruit to the state where



it



is grown.



One



has

been




done


for



you.




apple



orange




blueberries



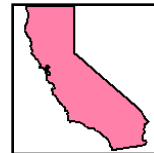
pineapple



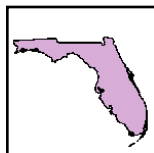
strawberries



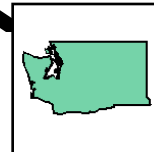
cherries



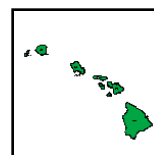
California



Florida



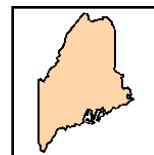
Washington



Hawaii



Michigan



Maine

