
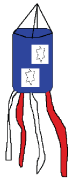




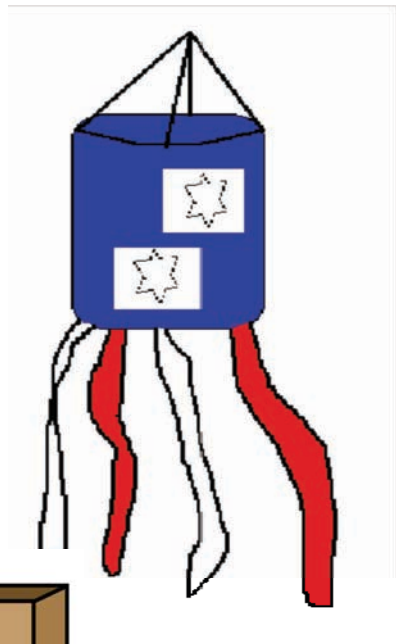
Veteran's



Day



Windsock



You


will



need:



1




round



oatmeal



box



Construction paper




(blue



and



white)



Crepe paper




streamers



(red




and



white)



Glue



String



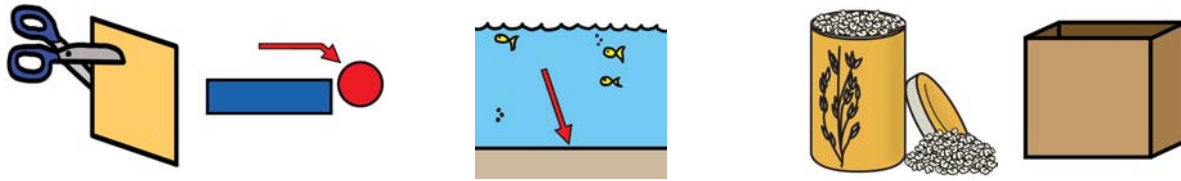
Scissors




Hole Punch

To Do:
 1 _____
 2 _____
 3 _____
 4 _____

Instructions:




1) Cut off the bottom of the oatmeal box.



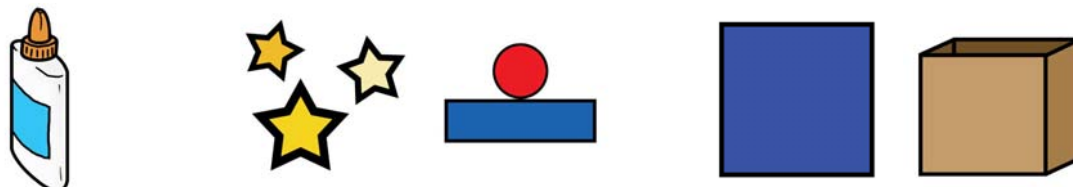
2) Glue blue construction paper around the box.



3) Cut out stars from the white



construction paper.



4) Glue the stars on the blue box.



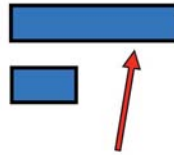

3



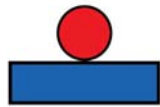

&

3

5) Cut three red streamers and three



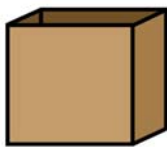
white streamers the same length.



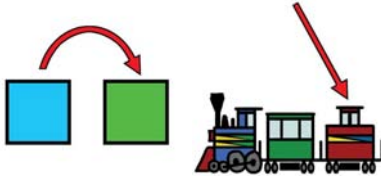
1



6) Glue them onto one end of

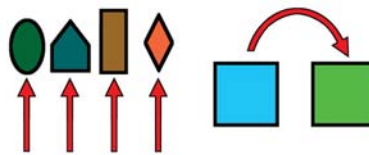
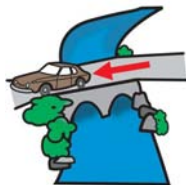



the box.



7) At the other end of the box, punch

4



four holes across from each other


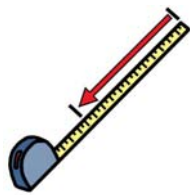
$\frac{1}{2}$



1/2 inch from the top.




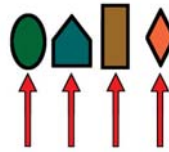
4



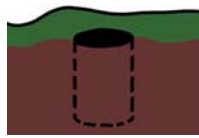
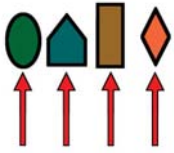
8) Cut four, footlong pieces of string.



1




9) Tie one end of each string




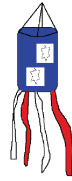
to each hole.



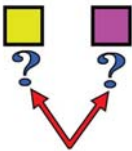
4



10) Tie all four strings together.



11) Hang your windsock from your window



or porch.