

# Veterans' Day Windsock




You

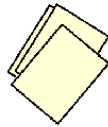
will need:



**1**



1 round oatmeal box



Construction paper



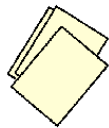
(blue




and



white)



Crepe paper streamers



(red



and



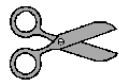
white)



Glue



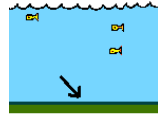
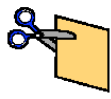
String



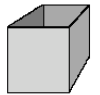
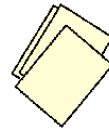
Scissors

Hole-punch

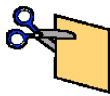
## Instructions:



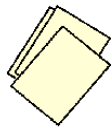
1. Cut off the bottom of the oatmeal box.



2. Glue blue construction paper around the box.



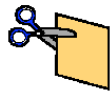
3. Cut out stars from the white




construction paper.



4. Glue the stars on the blue box.



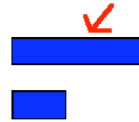


3




&

3

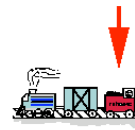
5. Cut three red streamers and three




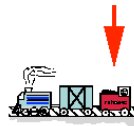
white streamers the same length.



1



6. Glue them onto one end of the box.

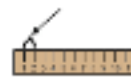


4

7. At the other end of the box, punch four



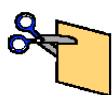
$\frac{1}{2}$



holes across from each other  $\frac{1}{2}$  inch from the



top.



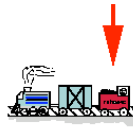
4



8. Cut four, foot-long pieces of string.



1



9. Tie one end of each string to each



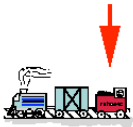
hole.




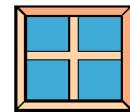
4



10. Tie all four strings together at the other



end.



11. Hang your windsock from your window or



porch.