



Sombrero Cookies

1

1



tube



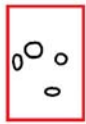
refrigerated



sugar



cookies



several



small



tubes

of



colored



icing



gumdrops



cookie sheet



oven mitt



spatula




Bake



sugar



cookies






following the



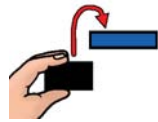


package instructions.

To Do:
1 _____
2 _____
3 _____
4 _____



Careful Have an adult help you when



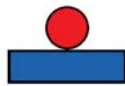
you put the cookie sheet in the




oven and taking the baked cookies out



of the oven.



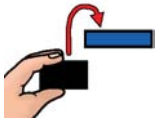
Cool on a rack.



Squeeze colored icing around the edge



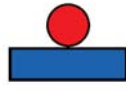
of the cookie.



Put

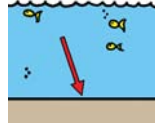


icing



on

the



bottom

of a



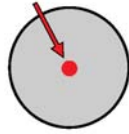
gumdrop.



Place



in



the center

of the



cookie.



Your



sombreros

are ready

to



eat!